

Tobii's

Sample Pagesets



VIKING
SOFTWARE

Welcome to Tobii's Sample Page Sets

These page sets were developed by people in the AAC field for use by people with disabilities. We've included them here to give you ideas for what can be done using VS Communicator Version 4.x. End-Users, Parents, Speech Language Pathologists and Teachers may freely use them.

It is our hope that these will serve as a springboard for the sharing of page sets developed using VS Communicator 4.x . They will eventually be made available on Tobii's website where we hope people will add their ideas and share page sets that they've developed so that others may benefit from their work.

This document explains the purpose and, where needed, function of each page set and gives credit to the various authors who have contributed their ideas. They are divided into categories for ease of use. Enjoy!

Table of Contents

Symbol-Based Communication	4
Text-Based Communication	7
Email, Chat and SMS	10
Tools	11
Games and Exploration	12
Music and Photo Albums	17
Education	20
Calendars and Schedules	24
Evaluation	26

Instructions for personalizing Page Sets

Instructions: Buttons within most page set can be easily changed in the following ways to meet your individual needs.

Page Sets can be personalized with your photographs. To do so:

1. Make sure that the images are stored in a folder on your hard drive
2. If you haven't already done so, add the folder containing the pictures to VS Communicator's Picture Libraries. To do so:
 - a. Go to "Tools" on VS Communicator's Menu Bar
 - b. Select "Picture Libraries"

i. If you've already added the folder to Communicator, you need to have

Communicator recognize the existence of the new pictures. To do so:

1. Highlight the folder name and click on "Search".
2. Choose to add the new pictures when asked.

ii. If you haven't yet added the folder:

1. Click on "New"
2. Give the folder a name you'll remember
3. Click on "Browse" and find the folder on your hard drive
4. Click on "yes" when asked if you want to search the folder for images.
5. Click on "OK"

To change pictures and text on buttons within a page set

1. Right click on a button, choose "Edit Button..." and follow the prompts

To personalize the messages (voice output) on buttons

1. Right click on the button and choose "Edit Button"
2. Click "next" 3 times. This will bring you to the "Sound on click" dialog box.
3. Make sure that "Synthesized Speech" is chosen.
4. Select "Speak this Text" and type the message you want spoken.
5. Select: "Finished"

How to add texting/chat abbreviations to your dictionary

2. If your menu bar isn't visible within VS Communicator, hit your "Esc" key on the keyboard.
3. Select "Tools" then "Dictionaries" from the menu bar.
4. Highlight the dictionary that you use routinely and click on "Abbreviations..."
5. Click on "Add"
6. Under "Abbreviation" type the abbreviation you want to use (i.e. B4N)
7. Under "Expansion" type the expanded phrase (i.e. Bye for Now)
8. Click "OK" twice and say yes to saving.
9. Now when you type the abbreviation it will show up under the word prediction cells as, for example "B4N=Bye for Now". When you select that prediction, only the expansion will show up in the message window.

Symbol-Based Communication

This section provides simple symbol-based communication page sets. In most cases, vocabulary and pictures can be changed by right clicking on a cell and choosing "Edit Button".



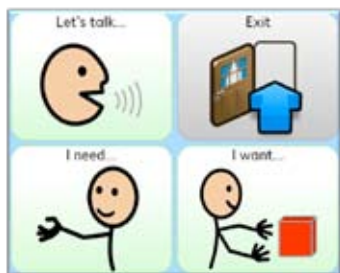
Name of Pageset: Visual Scenes

Author: Lars Tiedemann

Description: Visual Scenes are a non-traditional way of organizing and representing vocabulary which, research suggests, work better than grid-based page sets for adults with aphasia, emerging communicators, students with autism and students with cognitive delays. This is a simple example of a Visual Scene Display. Add your own hot spots or additional cells to increase vocabulary.

Grid: Freehand

Access Methods: All



Name of Pageset: Basic Needs

Author: Wayne Jones

Description: This is a simple communication page set focused on allowing someone to express their needs. There are many blank and alternative pages (accessible in "Edit View") to help you expand vocabulary or customize the page set.

Grid: 2X2

Access Methods: All



Name of Pageset: Simple Table

Author: Lars Tiedemann

Description: This is a simple communication page set with a basic keyboard. There's vocabulary for simple game playing, conversational vocabulary, hygiene, eating and more.

Access Methods: All. Especially made for eye gazing

Grid: 3x4

Access Methods: All. Especially made for eye gaze users.



Name of Pageset: Talking about Animals

Author: Robin Bredel

Description: This allows conversation about animals. You can talk about likes and dislikes, respond to questions about animals, and change the topic to other animals. You can easily add additional pages, allowing the student to show you what they know about this topic.

Grid: 4x5

Access Methods: All



Name of Pageset: Talking about Food

Author: Robin Bredel

Description: This allows the person to talk about food. It can be used to role play around ordering of food, to play imagination games involving food or to simply express wants and needs.

Grid: 4x5

Access Methods: All



Name of Pageset: Talking about Feelings

Author: Robin Bredel

Description: This allows the person to express their feelings and would be a great tool in teaching someone to express their emotions.

Grid: 4x5

Access Methods: All



Name of Pageset: Talking about Clothes

Author: Robin Bredel

Description: This is a pageset that you and your communication partner can use while talking about clothes, colors, sizes...There are pictures both for male and female clothing. Use it to play "Dress Up" games or to role play about what you'd wear in different situations.

Grid:

Access Methods: All



Name of Pageset: Simple Symbol Communication

Author: Gisle Dimmen

Description: This 20-page page set is great for getting started with voice output systems. It contains vocabulary for holding simple conversations, for discussing health, when ordering food, when discussing leisure time interests and more. It can be easily modified to reflect each person's interests and communicative style.

Grid: 5x5

Access Methods: All



Name of Pageset: Pragmatic Eye Gaze Book

Author: Ylva Christensen

Description: It's sometimes difficult to find a page set that will work for eye gaze users. This 49-page communication page set is specifically made to help eye gaze users hold simple conversations around a variety of topics and needs.

Grid: 4x4

Access Methods: All. Especially Designed for Eye gazing



Name of Pageset: Talking about Playing

Author: Robin Bredel

Description: Playing is supposed to be fun, but can be difficult and frustrating if you don't have the vocabulary needed to engage with other children. This page set provides a starter vocabulary to allow users to participate in play activities with their peers.

Grid: 3x3

Access Methods: All

Text-Based Communication

This section provides simple Text-based communication page sets. It includes page sets for face-to-face and written communication, text-messaging, emailing and Instant Messaging.



Name of Pageset: Text Communicator

Author:

Description: Literate AAC users want to spell out their messages. This can be time consuming and tiring, however. This text-based communication page set helps speed communication by including access to phrases, word-prediction and next-word predication.

Grid: Freehand

Access Methods: All



Name of Pageset: My Phrases

Author: Gisle Dimmen

Description: We use phrases all the time when communicating, and tend to use the same phrases over and over. This is a communication page set that recognizes the dominant role that phrases play and provides a keyboard to help fill in fringe vocabulary needed to complete many phrases.

Grid: 2x6, 4x10

Access Methods: All



Name of Pageset: Keyboard with Phrases

Author: Kathrine Saxrud Gulbrandsen

Description: Like the page sets above, this page set contains many of the rate enhancement tools used by people who rely on spelling. Unlike the previous page sets, it provides immediate rather than linked access to a keyboard.

Grid: Freehand

Access Methods: All



Name of Pageset: Creating Documents

Author: Gisle Dimmen

Re-Design: Ylva Christensen

Description: Communication in today's world is more than face-to-face communication. It includes text messaging, emailing, written communication and more. This page set that lets you talk to the person right in front of you, but also allows you to create and save text documents, text messages and emails using typing, word prediction, next word prediction and phrases.

Grid: 6x8, 5x9

Access Methods: All, Especially made for Eye gazing



Name of Pageset: Encoding Board

Author: Ragnar Simonsen

Description: Encoding, or the process of putting together a message using letters and such things as color coding, has been employed by eye gaze users for 30+ years. This page set uses this proven technique to provide quick access to letters for typing a message.

Instructions:

1. Look at or select a color representing the color of the letter you want. I.e. If you want the letter "C" (which is colored blue), look at the cell containing the blue oval. This will cause all of the blue letters on the page to be highlighted.
2. Select the letter you want.

Grid: Freehand

Access Methods: All. Especially made for Eye gazing



Name of Pageset: Edit Phrase Lists

Author: Communicator 4

Design Changes: Mark Sardo

Description: This lets you add, remove or edit phrases and phrase lists for use in any page set. It allows you to personalize those page sets, such as the ones above, that employ phrases.

Grid: Freehand

Access Methods: All. May Eye gaze users may need assistance with this as targets are small.



Name of Pageset: Eye Phrase Prediction

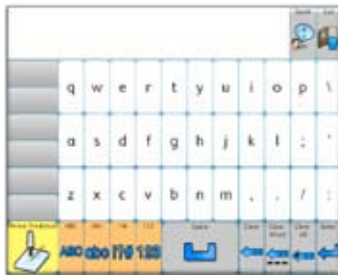
Author: Communicator 4

Design Changes: Dan Lipka

Description: Similar to Text Communicator, this page set offer larger targets for eye gaze users. It contains a keyboard, phrases, phrase prediction, word prediction and next word prediction for use in constructing messages thus reducing the effort and time it takes to communicate.

Grid: 7x11

Access Methods: All. Especially made for Eye gazing



Name of Pageset: Eye Words Pronto

Author: Communicator 4

Design Changes: Dan Lipka

Description: This page set is visually simpler than other page sets designed for eye gaze users but contains a keyboard, phrase prediction, word prediction and next word prediction for use in constructing messages.

Grid: 5x13

Access Methods: All. Especially made for Eye gazing



Name of Pageset: Eye gaze Typing Board

Author: Ylva Christensen

Description: This page set includes predicted phrases. Letters are grouped and sized to make typing easier for eye gaze users. Because of its simplicity, it make a great starting board for the emerging typist.

Grid: 4x4

Access Methods: All, Especially made for Eye gazing



Name of Pageset: Simple On-Screen Keyboard and Simple High Contrast (HC) On-Screen Keyboard

Author: Communicator 4

Design Changes: Ylva Christensen

Description: The weakness of many page sets is that they cannot be used outside of the communication software to do things like typing into word processing programs, the internet ... This page sets allow simple typing of text into software applications, web browsers and Internet sites.

Grid: 4x16

Access Methods: All. May be difficult for eye gazing.

Email, Chat and SMS

Page Sets in this section allow the end user to read, compose, and send emails and text and instant messages



Name of Pageset: Eye control EZ ABC

Author: Gisle Dimmen

Description: As the name suggests, this allow eye gaze users to compose and send email messages using a keyboard and phrase list.

Grid: 5x7 and misc.

Access Methods: All, especially eye gazing



Name of Pageset: Instant Messenger

Author: Communicator 4

Description: This page set allows the user to compose and send instant messages using a keyboard and word prediction. Add frequently used texting abbreviations to your dictionary and you can quickly IM friends and family.

Grid: Freehand

Access Methods: All. While accessible through eye gazing, it may be challenging



Name of Pageset: Creating Email and SMS

Author: Gisle Dimmen

Description: This powerful, text-based communication page set lets you create and save text documents, text messages and emails using typing, word prediction, next word prediction and phrases. It is sized and arranged well for eye gaze users.

Grid: 6x8, 5x9

Access Methods: All. Especially made for Eye gazing Tools.

Tools

This section contains tools for everyday life such as calculators, ECU and phone.



Name of Pageset: Calculator

Author: Keith Woodbury

Description: This functioning calculator gives you verbal feedback about what numbers you've inserted and will speak the result when the message (calculator) window is selected.

Grid: 7x6

Access Methods: All



Name of Pageset: Smart Phone

Author: Gisle Dimmen

Description: This page set allows people with physical disabilities that impair their ability to dial a phone, to do so as long as they have a GEWA ECU (Required to function).

Grid: Freehand

Access Methods: All



Name of Pageset: TV Remote

Author: Gisle Dimmen

Description: This page set enables the user to control the functions of a TV and to change to preset channels. Requires a GEWA ECU to work.

Grid: 3x5

Access Methods: All

Games and Exploration

This section contains games and tools to allow someone with a disability to play games.



Name of Pageset: Simple Die

Author: Gisle Dimmen

Description: Children with motor disabilities are often hindered from game playing because they cannot use the tools (dice) that the game requires. This page set allows people with physical disabilities to throw a die and thus actively and independently participate in games.

Grid: Freehand

Access Methods: All



Name of Pageset: Dice

Author: Gisle Dimmen and Keith Woodbury

Description: This page set allows people with physical disabilities to throw two dice. It also allows the user to hear the numbers showing on the dice in the event that they cannot yet read numbers

Grid: Freehand

Access Methods: All



Name of Pageset: Dice with Math

Author: Gisle Dimmen and Keith Woodbury

Description: This page set allows people with physical disabilities to throw two dice. It also allows the user to hear the numbers showing on the dice, see a mathematical representation of the numbers and hear the total of the two dice by pressing the calculator display window.

Grid: Freehand

Access Methods: All



Name of Pageset: 2 Dice

Author: Gisle Dimmen

Description: This page set allows people with physical disabilities to throw two dice. It also allows the user to see and hear the total of the throw.

Grid: Freehand

Access Methods: All



Name of Pageset: Cartoon Memory

Author: Lisa Oosthuizen

Description: Kids love to play memory / concentration games, but can't always actively participate in those games. This page set is an accessible version of the classic Memory / Concentration. This allows the child to independently play the game.

Grid: 4x4

Access Methods: All



Name of Pageset: Cartoon Match

Author: Lisa Oosthuizen

Description: As with Cartoon Memory, Cartoon Match allows the child to independently play the game. Match the characters and they disappear. Clear the screen and you've won!

Grid: 3x4

Access Methods: All



Name of Pageset: Surprise!


Author: Lisa Oosthuizen

Design Changes: Keith Woodbury

Description: Kids love to explore and to "discover" what's hidden behind barriers. In this game, they can independently do so. Can you guess what lies behind the buttons? Select the buttons to make them disappear and find out.

Grid: 3x4

Access Methods: All



Name of Pageset: Activity Trees

Author: Lisa Oosthuizen

Description: This is a simple cause-effect game where the child clicks on the items hanging from a variety of trees to hear/watch them disappear.

Grid: Freehand

Access Methods: All



Name of Pageset: Zoo

Author: Lars Tiedemann

Description: Animal sounds are among the most interesting sounds for children. In this game the child can move the goats on the screen and explore the sounds that different animals make.

Grid: Freehand

Access Methods: All



Name of Pageset: Fun with Greeting Cards

Author: Lars Tiedemann

Description: Drawing pictures is a favorite activity for children. Pair this with creating and printing a greeting card and you have a wonderful combination of activities. You can paint the background; create a scene by inserting different objects and scenic components. Insert a pre-stored greeting and Print the card (under "Functions").

Grid: Freehand

Access Methods: All



Name of Pageset: Match Games


Author: Communicator 4

Design Changes: Ylva Christensen

Description: This is a combination of 9 different match games which the child can play independently. Choose from matching such things as color, pictures, and numbers.

Grid: Freehand

Access Methods: All. Some games, while accessible through eye gazing, may be challenging.



Name of Pageset: Old MacDonald

Author: Rachel Smitheman

Feature Enhancements: Keith Woodbury

Description: Play Old MacDonald and tell what animals he has on his farm. Listen to the animal sounds. Children can now participate in the Old MacDonald song in ways that will fascinate their peers.

Grid: 2x2, 2x3

Access Methods: All



Name of Pageset: Interactive Counting

Author: Lars Tiedemann

Description: Kids love target games. This game combines targets with counting . Select each animal in a picture and see how high you can count. The total is displayed as you count.

Grid: Freehand

Access Methods: All



Name of Pageset: Yahtzee

Author: Eden Melmed

Description: Yahtzee is another game that kids have trouble playing if they have physical disabilities. This page set allows the user to independently play the classic Yahtzee game.

Grid: Freehand

Access Methods: All. While accessible through eye gazing, it may be challenging.



Name of Pagesets: Yatzy and Yatzy 2

Author: Gisle Dimmen

Description: Variations on the classic Yahtzee game aimed at providing access to the game for people with disabilities.

Grid: Freehand

Access Methods: All. While accessible through eye gazing, it may be challenging.





Name of Pageset: Dice Colors and Numbers

Author: Lars Tiedemann

Description: This page set allows people to throw a classic die, or to choose a die made of colors or numerals (for games like “Uno” that use both).

Grid: Freehand

Access Methods: All



Name of Pagesets: Animals Sounds: Pictures, Animal Sounds: Symbols

Author: Gisle Dimmen, Ylva Christensen

Description: These page sets allow you to explore the different sounds made by some of children’s favorite animals.

Grid: 3x4

Access Methods: All



Music and Photo Albums

These page sets allow the person to listen to music or to view pictures stored on their computer.



Name of Pageset: DJ

Author: Lars Tiedemann

Description: Everyone likes to control the music and play DJ. This page set allows children with disabilities to play DJ by selecting a button, allowing them to play and change between approximately 15 sound files.

Grid: Freehand

Access Methods: All



Name of Pageset: Music Player – Single View

Author: Communicator, Ylva Christensen

Description: Music players can be confusing and difficult for children to use. This page set displays and plays one song at a time that it finds on your hard drive and has simple controls that let you advance through or back up to find a song. It takes a few minutes for the first song to display – so be patient.

Grid: Freehand

Access Methods: All



Name of Pageset: Music Player - Simple

Author: Communicator, Ylva Christensen

Description: This page set displays and plays six songs at a time that it finds on your hard drive. You can play, pause, advance through or back up to find a song. It takes a few minutes for the first song to display – so be patient.

Grid: Freehand

Access Methods: All. While accessible through eye gazing, some of the buttons may be challenging to access.



Name of Pageset: Ways to use Photo Albums

Author: Erin Beneteau

Description: Need ideas on how to use a photo album? This page set gives you ideas on ways to make photo albums more creatively to allow for communication and story telling.

Grid: Freehand

Access Methods: All



Name of Pageset: Photo Album Ideas

Author: Lisa Oosthuizen

Description: Setting up a Photo Album to make it accessible can be complicated. This page set gives you ideas on ways to set up a photo album to make it more usable and interesting for AAC Users.

Grid: Freehand

Access Methods: All. While accessible through eye gazing, some of the buttons may be challenging to access.



Name of Pageset: Wild Animal Photo Album

Author: Ylva Christensen

Description: Pictures of wild animals are fun, and the bigger, the better. This is an album containing not only large pictures of wild animals, but also recordings of the sounds they make.

Grid: Freehand

Access Methods: All



Name of Pageset: Photo Album

Author: Lars Tiedemann

Design Changes: Ylva Christensen

Description: Photo Albums can be very personally relevant and motivating for an AAC user. This is an example of such a photo album that can be easily adapted for your use. Selecting a picture brings you to an enlarged picture with buttons that can be used to tell a story about the picture.

Instructions: To personalize the messages in this page set: (i.e. the "Picture Story" button in the enlarged picture screen):

3. Right click on the button and choose "Edit Button"
4. Click "next" 3 times. This will bring you to the "Sound on click" dialog box.
5. Make sure that "Synthesized Speech" is chosen.
6. Select "Speak this Text" and type the message you want spoken.
7. Select: "Finished"

To change the pictures on the main and enlarged pages:

1. Right click on a button, select "Edit Button" and follow the prompts.

Grid: Various

Access Methods: All



Name of Pageset: Photo Album 2

Author: Pawel Wesolowski

Description: This page set displays the contents of your “My Pictures” folder. You can select to have “All” the pictures displayed, only the recently added ones or any webcams on your drive. You can advance through the pictures one at a time or search back through the pictures. Again, it takes a few minutes to scan your drive for pictures, so be patient.

Grid: Freehand

Access Methods: All



Name of Pageset: Pictures from ‘My Pictures’

Author: Pawel Wesolowski

Description: This is a really cool page set that displays the contents of your “My Pictures” folder. You can advance through the pictures one at a time or search back through the pictures.

Grid: Freehand

Access Methods: All



Name of Pageset: YouTube and Internet Videos

Author: Katherine Saxrud Gulbrandson

Description: The Internet is a rich resources for video clips. These clips can be used educationally, to enhance the attractiveness of a page set and to engage the user. This page set is an example of how you can setup a page set to play videos found on the internet, especially those found on YouTube.

Grid: 1x4

Access Methods: All

Education

These page sets provide examples of the educational uses of Viking Communicator allowing students to address skills in all subject areas.



Name of Pageset: First 400 Words

Author: Ylva Christensen

Description: Picture dictionaries abound, but this one provides pictures and sounds relevant to the first 400 words learned by children. It is a great learning tool and one that allows the child to explore the words. Print the pages and use the printed copies together with the PageSet. Talk about categories and listen to their names.

Grid: 3x4

Access Methods: All



Name of Pageset: Spelling

Author: Keith Woodbury

Description: This is an example of how spelling can be taught using VS Communicator 4.x The student is provided with a video showing the meaning of the word and is then shown the letter by letter spelling of the word followed by the use of that word in a sentence.

Grid: Freehand

Access Methods: All



Name of Pagesets: Teaching Grammar and Teaching Grammar 2

Author: Lisa Oosthuizen

Description: Wondering how VS Communicator's grammar functions work? These page sets are used to teach verb tensing and demonstrate this function.

Grid: 5x4 with Message Window

Access Methods: All





Name of Pageset: Sentence Structure

Author: Lars Tiedemann

Description: This page set provides an "Error Free" way of constructing sentences where the student is asked to pick a subject, then a verb then an object with no way of making an error.

Grid: 4x5

Access Methods: All



Name of Pageset: Sentence Structure 2

Author: Lars Tiedemann

Design Changes: Keith Woodbury

Description: Once you've had some exposure to grammar, you have to have a way to play with it. Students are asked to demonstrate what they know about sentence construction in this page set. Student can construct their own sentences and teachers can then assess how well they did. Automatic verb tensing is included to help the student.

Grid: 4x5

Access Methods: All



Name of Pageset: Word Writer

Author: Lars Tiedemann

Description: Do you know how to spell "Apple"? In this activity, students spell words for pictures displayed on the page set. As they spell the word, it is sounded out and the student is given verbal feedback about whether they spelled correctly or not.

Instructions:

1. Select the picture of the object that you want to spell.
2. Spell the word
3. Select "Finished" to see if you spelled it correctly.

Grid: 6x8

Access Methods: All



Name of Pageset: Picture book

Author: Lars Tiedemann

Description: This page set presents two stories which it reads through with the students help (by selecting the highlighted part of the story). When done, the student is asked to find characters / information presented in the story.

Grid: Freehand

Access Methods: All



Name of Pageset: Math Generator

Author: Lars Tiedemann

Description: The teacher chooses math problems that use addition, subtraction or multiplication. The page set then presents a problem and the student is asked to complete the equation by providing an answer. The student checks their answer for correctness. Answers can be negative numbers. This is a great way to assess a student's knowledge and for the student to work independently to solve a mathematical problem.

Instructions:

1. The teacher goes to "Function" Button to choose the maximum value (from 1–10) of the numbers in the equation and press "Start".
2. They or the student then select "+, -, or *" symbols to get an equation based on addition, subtraction or multiplication.
3. The page set displays an equation and the student is asked to provide the correct answer. A "-" sign is provided along the right side should the answer be a negative number.
4. Pressing "Finished" provides verbal feedback about whether the answer was correct.
5. Pressing "Points" tells the student or teacher how many problems were correct vs. incorrect.

Grid: 4x6

Access Methods:



Name of Pageset: Guess the Sound

Author: Lars Tiedemann

Description: Can students identify the sounds that they hear? In this activity the student presses the "Listen" button to hear an animal sound. They then must press the picture of the animal they've just heard. The program keeps score of their responses. Pressing "Score" tells them how many answers they've gotten right.

Grid: 4x5

Access Methods: All



Name of Pageset: Easy Grammar

Author: Ylva Christensen

Description: This is a “fail safe” way of playing with simple grammar involved in making noun-verb-object sentences. The student can construct sentences with one carrier phrase (I see...), 2 articles (a, an) and 6 objects.

Grid: 5x4

Access Methods: All



Name of Pageset: Numbers to 6

Author: Lars Tiedemann

Description: 1:1 correspondence is an early math skill. This game lets the student explore this concept. Students roll a die and are presented with the number of objects displayed on the die. They are then asked to tell how many objects they see from 1-6. Objects can be presented in order above a number line or in random fashion.

Grid: Freehand

Access Methods: All

Calendars and Schedules

This section presents appointment calendars, daily schedules and a simple clock



Name of Pageset: Schedule and Schedule 2

Author: Eden Melmed

Feature and programming enhancements: Keith Woodbury

Description: The end user can develop a simple 10 activity daily schedule from a palate of 17 possible activities and mark off items as they are completed. They can also make basic needs known through a small number of communication pages and a keyboard. This is great for a student who needs to depend on visual feedback around their schedule.



Instruction:

1. From the main page, choose "Make Schedule"
2. Select the items in the order in which they are to be done. The items will then be added to the schedule.
3. If the activities aren't relevant for you, they can easily be changed by right clicking on an activity, selecting "Edit Button..." and following the prompts. When you exit the page set you will be prompted to save the changes you've made. Remember to say "yes".
4. When you're done, select "Home Page".
5. To see the schedule, select "Show Schedule."
6. Select the item (in Schedule) or select "press here when done" (in Schedule 2) to mark an item as completed.

Grid: 5x6 and Freehand

Access Methods: All. While accessible through eye gazing, some pages may be challenging for some.



Name of Pagesets: Appointment Calendar and Appointment Calendar 2

Author: Anders Olsson

Design Changes: Ylva Christensen

Description: People with motor disabilities often look for ways to keep an appointment calendar. This program allows them to do so. These page sets are used to create and review appointments on a monthly calendar.

Grid: Freehand

Access Methods: All. Access may be challenging for some eye tracking users.



Name of Pageset: Simple Clock / Date

Author: Ylva Christensen

Description: We all use background images to make things like a computer screen more attractive. This page set displays the day, date and time against one of 4 background pictures.

Grid: Freehand

Access Methods: All

Evaluation

This section provides tools for assessing the visual and motor skills of the AAC user relevant to AAC use as well as their cognitive/academic skills.



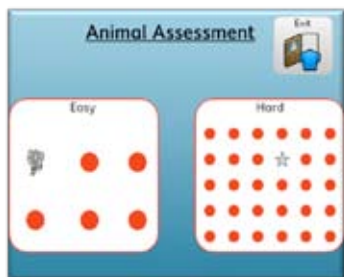
Name of Pageset: Math Quiz

Author:

Description: This is a simple page set aimed at assessing basic math skills. It is an example of a way to make quizzes interactive.

Grid: Freehand

Access Methods: All



Name of Pageset: Find the Target: Animal Assessment

Author: Wayne Jones

Description: This is a fun page set aimed at assessing visual tracking and target size while keeping a student engaged.

Grid: 5x6, Progression from 2x2 to 2x3

Access Methods: All



Name of Pageset: Finding Pooh

Author: Kathrine Saxrud Gulbrandsen and Keith Woodbury

Description: This is a page set aimed at assessing visual tracking, target size, and the number of pictures in a field while engaging the student in a fun activity with characters they know and love..

Grid: Progression from 2x2 to 5x8

Access Methods: All



Name of Pageset: Teacher Assisted Find the Target

Author: Kathrine Saxrud Gulbrandsen

Usage Changes: Keith Woodbury

Description: Students love animals and this page set uses this to assess two skills key to success with AAC: visual tracking and the ability to recognize different types of pictures and symbols.

Instructions: The teacher asks the student to find pictures until all pictures disappear from the screen.

Grid: 2x2

Access Methods: All



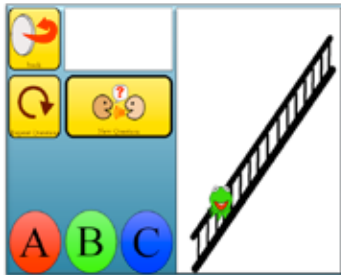
Name of Pageset: Chase the Bunny

Author: Lars Lamhauge

Description: This is a page set aimed at assessing visual tracking .

Grid: 2x2

Access Methods: All



Name of Pageset: 30 Question Quiz

Author: Lars Tiedemann

Description: Need a quick and easy way of developing a quiz that's accessible to students with special needs and allows them independence? This is a page set that allows a teacher to design a 30 question multiple-choice quiz which students can independently answer.

Instructions:

1. Go to "Functions"
2. If asked for a password, type "viking"
3. You are allowed 10 questions with an answer of "A", 10 with an answer of B...
Type the first question and then click (under A, B or C) on "Save Question: 1"
4. Press the "Clear" button
5. Type the next question and then press "Save question: 2"...
6. Press the "Clear" button...
7. When all of the questions have been assigned, go to "Setup" and assign a starting score and theme.
8. Select the "Back" button twice.
9. To start the quiz, press "New Question"
10. Read the possible answers to the student saying something like, "Is it 'A': (possible answer), 'B' (possible answer) or 'C' (possible answer).
11. Ask them, "Is the answer 'A', 'B', or 'C'?"
12. If they press the correct answer, the character on the screen will advance.
13. when you want to reprogram the quiz, return to the functions page,
14. Type in the new questions following the steps 3-6 above.
Old questions will be erased as new questions are saved.

Grid: Freehand

Access Methods: All

If you require further **support, training material** or **information**, please contact your local supplier or Viking Software directly. **E-mail:** support@viking-software.com **Phone:** +46 (0)8 522 950 20

VIKING
S O F T W A R E

© Viking Software.
Illustrations and specifications do not necessarily apply to products and services offered in each local market.
Technical specifications are subject to change without prior notice.
All other trademarks are the property of their respective owners.